



Giving Kosovo 2023

REPORT ON THE STATE OF PHILANTHROPY



793

recorded instances



8,740,940.3

recorded sum in EUR

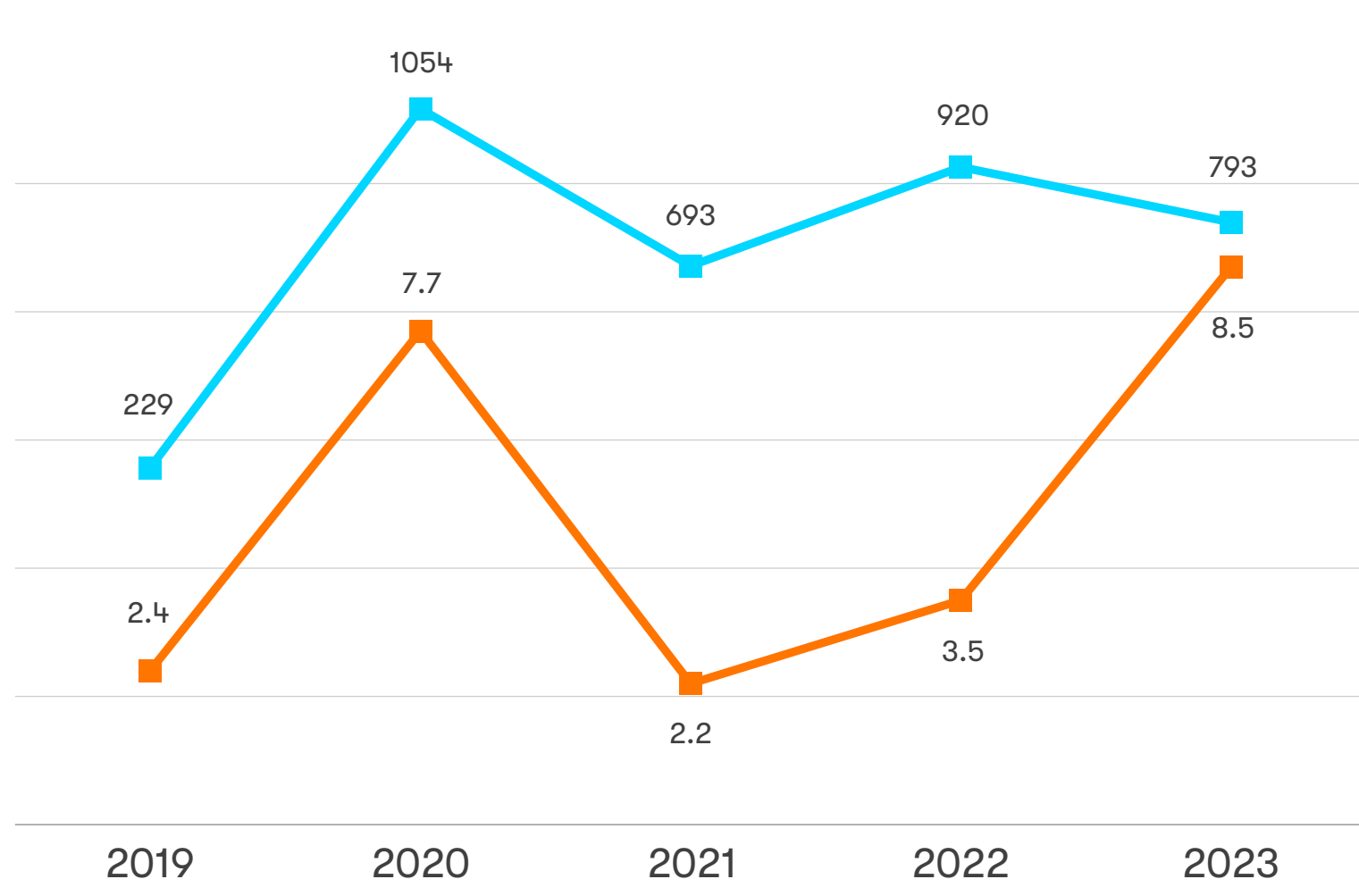


5

EUR donated per capita

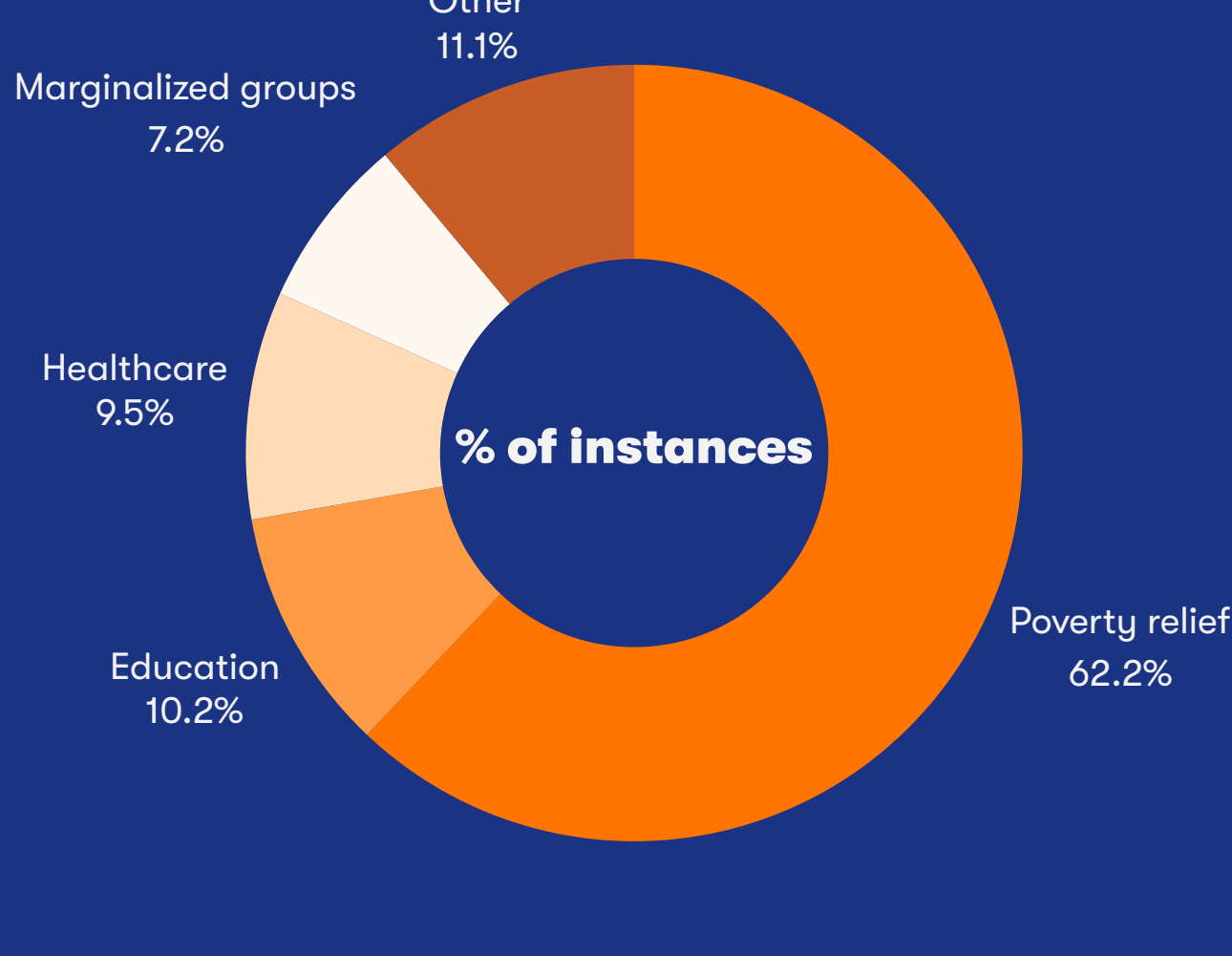
The year 2023 marked the biggest volume of philanthropic support in Kosovo, a volume higher than the amount given during the challenging circumstances created by COVID-19. A significant rise in donation values is attested across all donor types apart from the corporate sector, which remained at the same level as the year prior. Most of the philanthropic support is directed toward poverty relief and aiding individuals facing economic challenges. The enduring prevalence of contributions to poverty relief underscores its status as the most frequently supported cause within the tracked philanthropic initiatives. In terms of the number of donation instances, 2023 marked a slight decrease, although the donated amount increased.

Trends of Giving



CAUSES

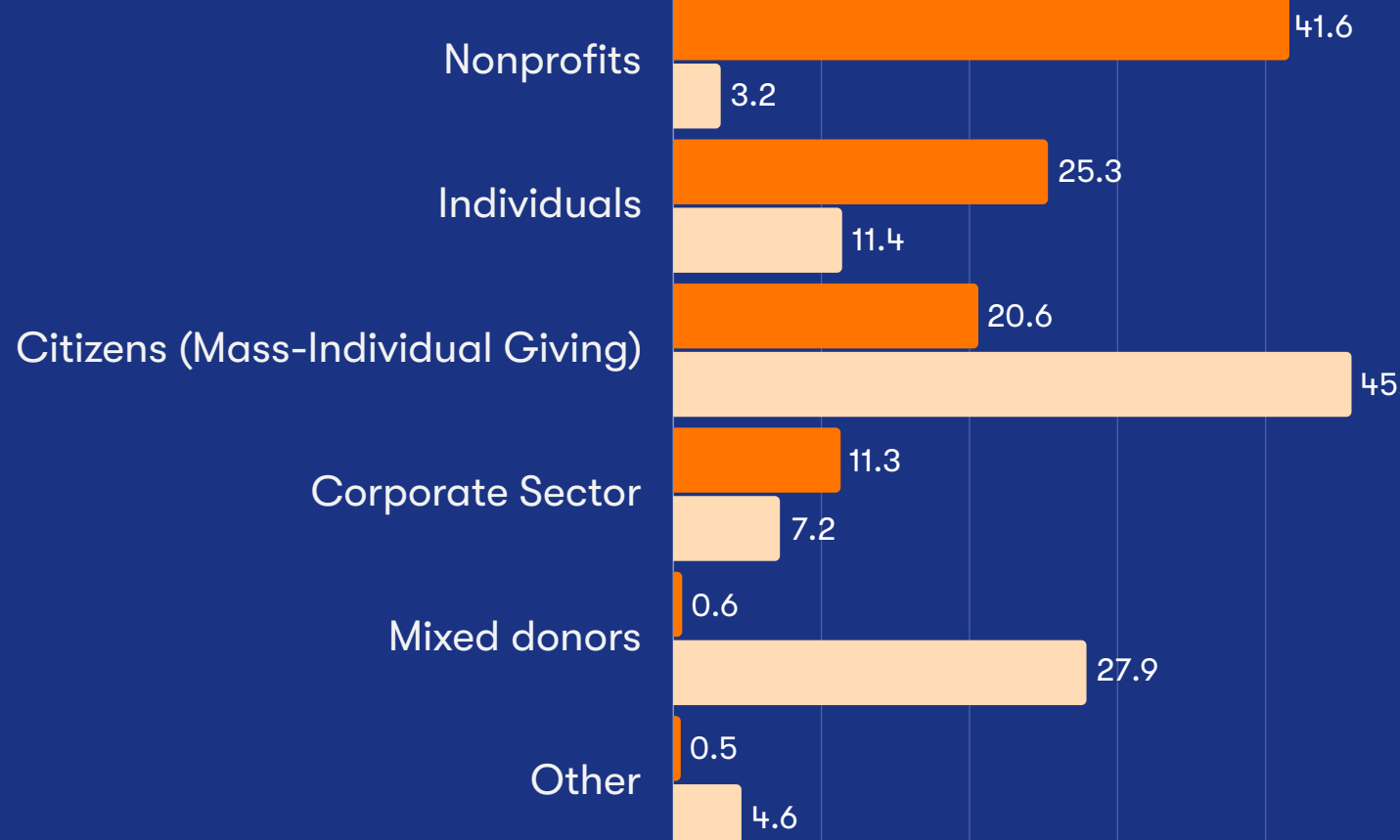
In 2023, contributing towards poverty relief emerged as the most prevalent cause among donors, witnessing a 6.3% increase compared to the previous year. Consistent with the prior year, other significant causes experienced comparatively less attention in terms of giving frequency. This included healthcare (9.5%), support for marginalized groups (7%), and education (10.2%). Donations directed towards poverty relief predominantly concentrated on one-off humanitarian support, exemplified by initiatives like distributing food packages and offering individual housing solutions for socially disadvantaged citizens.



Looking at the recorded values, 30.9% was recorded for poverty relief and 26.5% for support to marginalized groups. The support to marginalized groups was mainly devoted to elderly people i.e. the 2 million euro pledged to build an elderly care facility in Podujeva.

DONORS

This year nonprofit organizations emerged as the most active donor type, with a significant 41.6% share of donor instances, representing a 27.3% increase from 2022. Mass-individual Giving (giving by many unnamed donors collectively), the dominating category of 2022, witnessed a decrease of 13%. Known individuals remained the second most frequent donor type with a 25.3% share in instances of giving.

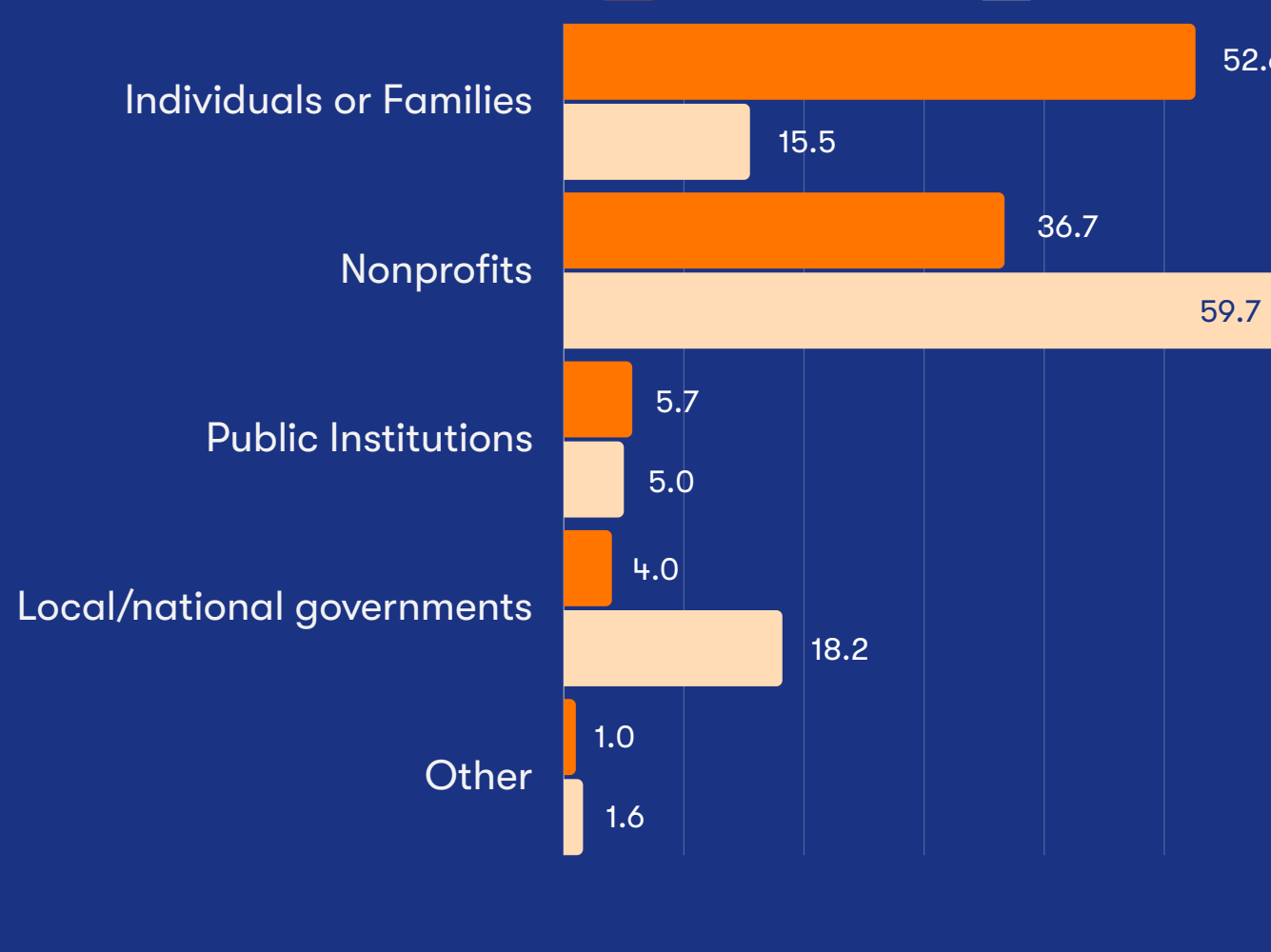


Concerning the value of donations, the most generous donor categories were citizens, who contributed 45.8% of the share through mass individual giving, and mixed donors, who contributed a substantial 27.9% of the value share.

Diaspora giving marked similar trends, with a 16.4% share in the total number of donation instances and 14% of the total value.

RECIPIENTS

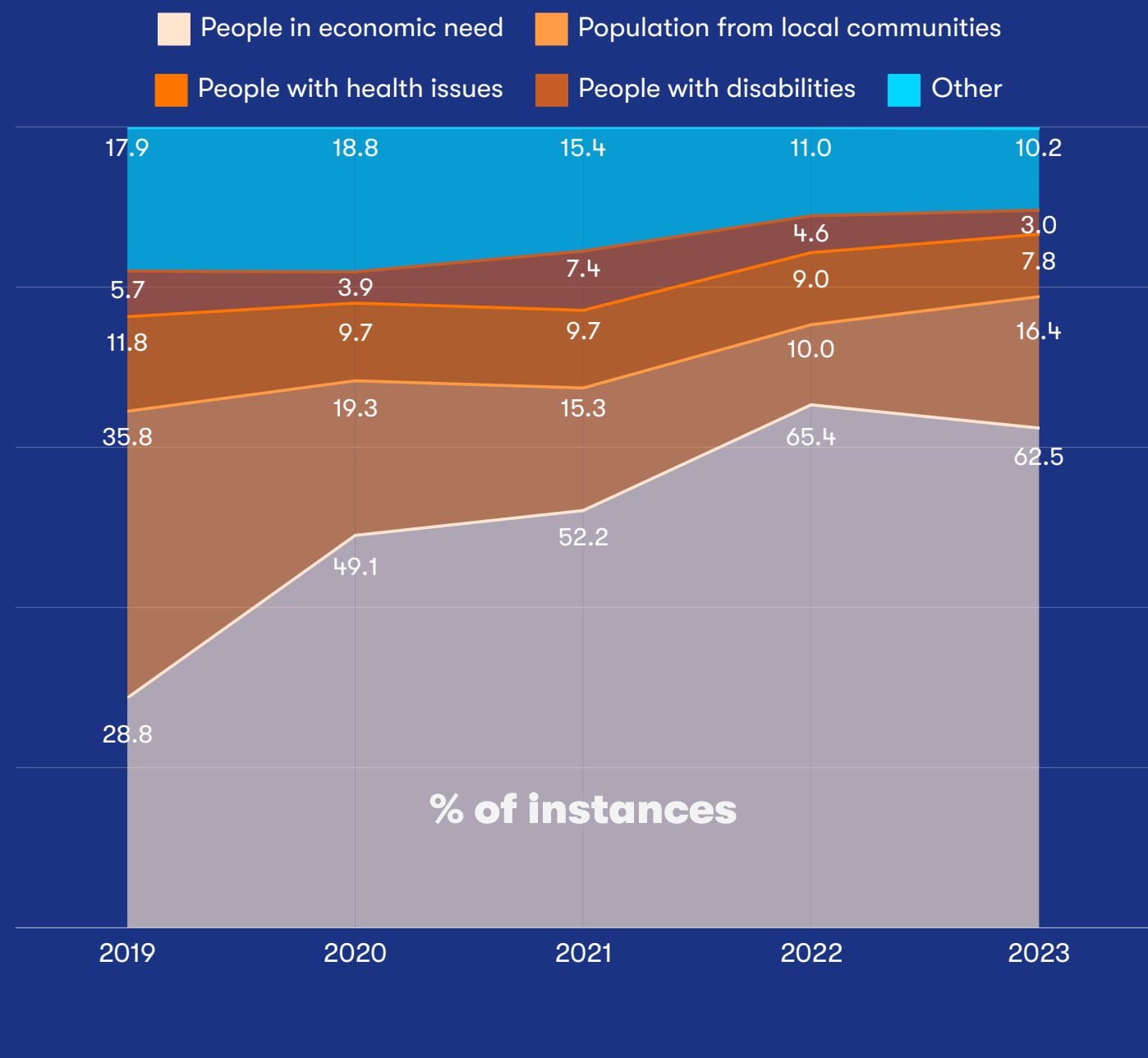
In 2023, individuals and families were the largest category of recipients constituting 52.6% of the total number of donation instances, displacing nonprofit organizations which held the leading position in 2022. This marked the return of the trend observed in the preceding years, when donations were predominantly directed toward individuals and families in need. Notably, donations routed to the state, including institutions of local/national governments and public institutions, received a comparatively smaller share in 2023.



On the other hand, nonprofit organizations (associations and private foundations) received more than half (59.7%) of the total value.

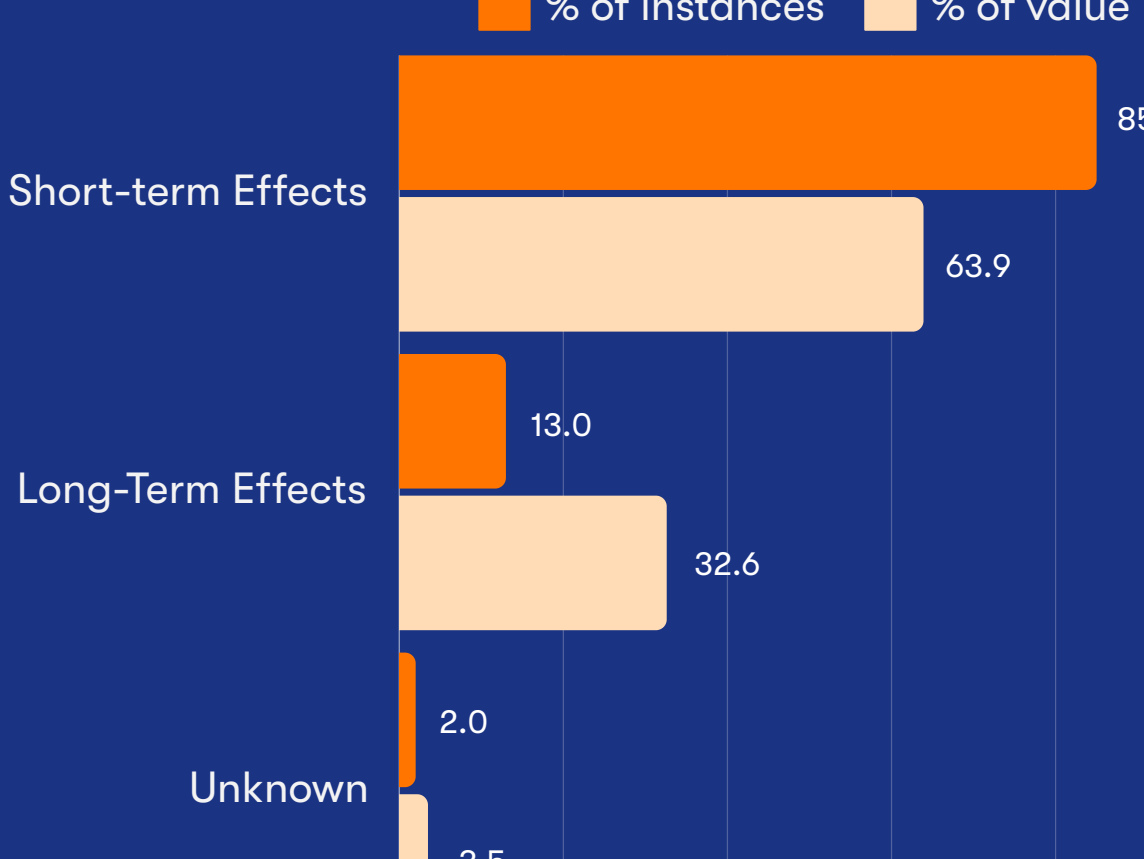
FINAL BENEFICIARIES

In 2023, individuals facing economic challenges continued to be the primary beneficiary group with 62% of all the recorded donations. This figure remains similar to the levels observed in 2022, affirming the continuation of a trend initiated in 2020. Notably, this particular beneficiary group also garnered the largest share of the total recorded value with over 2.7 million euro or 31% of total donations. While the frequency of support for the local community population experienced a slight increase in 2023, other beneficiary groups maintained the same level.



INTENDED EFFECTS

Nearly 85% of all the donation instances were one-off contributions. Predominantly, this support was directed towards providing individual housing and essential supplies for individuals facing economic challenges. Strategic support, focusing on equipment and scholarships, constituted a smaller proportion of the donation frequency (5% respectively). The recorded value echoed a similar pattern, with short-term giving dominating and accounting for a substantial 63.9% share.



Want to know more? You can find additional information about philanthropy in Kosovo during 2023 [at the link.](#)

Source: givingbalkans.org/kosovo_en



This infographic is made possible by the generous support of the American people through the United States Agency for International Development (USAID). The contents are the responsibility of Catalyst Balkans and do not necessarily reflect the views of USAID or the United States Government.