





















# Trends in Recipient Types Kosovo 2019 – 2023

% of instances

|  | 2019  | 2020  | 2021   | 2022   | 2023  |
|--|---|---|--|--|-------|
| Individuals or Families                    | 69.0%    | 52.1%    | 47.9%   | 39.3%   | 52.6% |
| Nonprofits                                 | 17.5%    | 16.6%    | 42.6%   | 53.6%   | 36.7% |
| Public Institutions                        | 13.1%  | 9.7%   | 6.2%  | 3.2%  | 5.7%  |
| Institutions of local/national governments | 0.4%   | 20.8%  | 2.5%  | 3.6%  | 4.0%  |
| Other                                      | 0.0%   | 0.9%   | 0.9%  | 0.3%  | 1.0%  |

Source: [givingbalkans.org/kosovo\\_eng](https://givingbalkans.org/kosovo_eng)